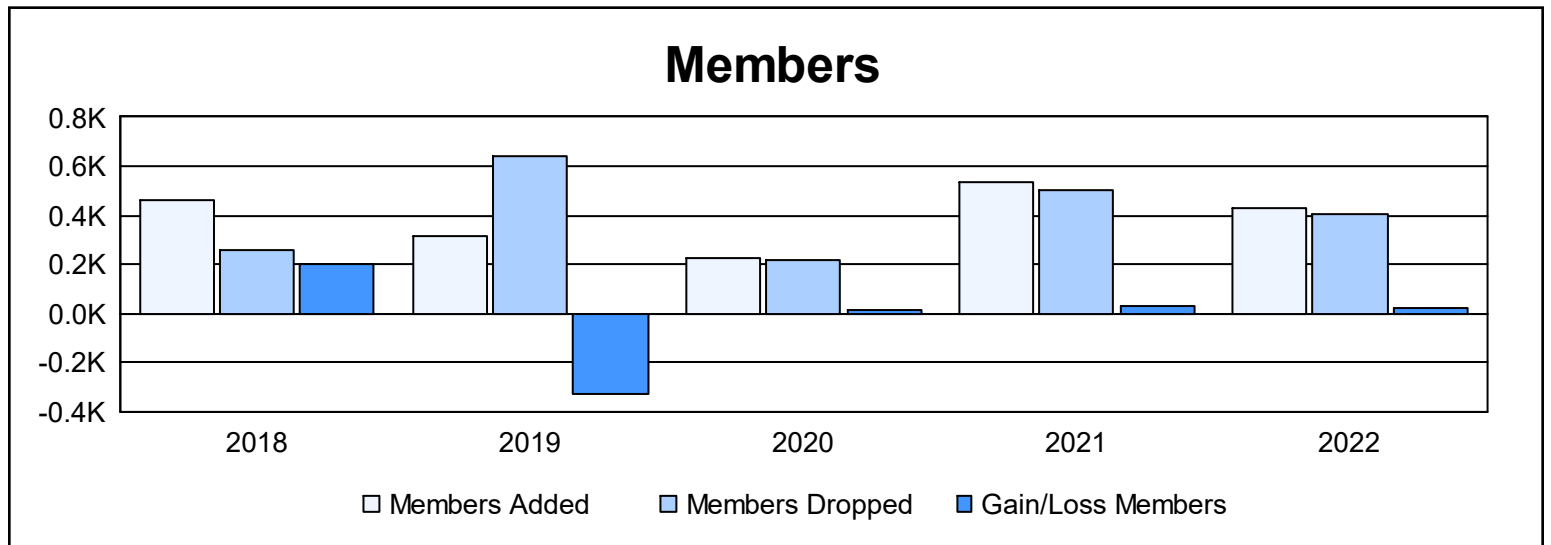
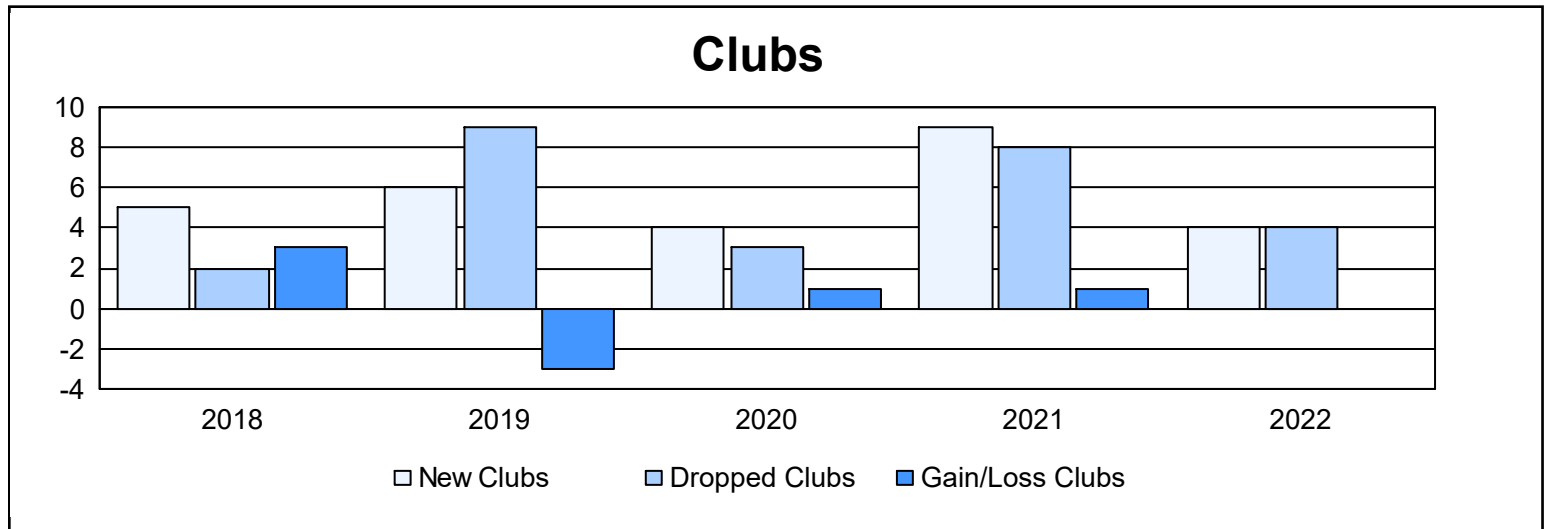
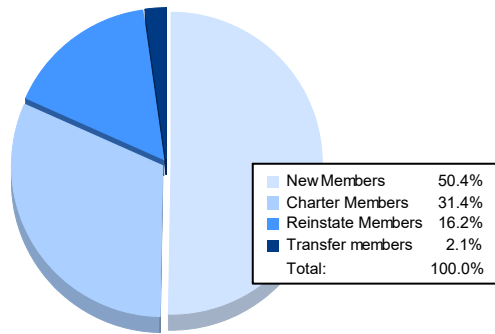


| Year | New Clubs | Dropped Clubs | Gain/ Loss Clubs | New Members | Charter Members | Reinstate Members | Transfer Members | Total Member Added | Total Members Dropped | Gain/ Loss Members |
|----------------|-----------|---------------|------------------|-------------|-----------------|-------------------|------------------|--------------------|-----------------------|--------------------|
| 2017-2018 | 5 | 2 | 3 | 296 | 127 | 31 | 4 | 458 | 258 | 200 |
| 2018-2019 | 6 | 9 | -3 | 92 | 155 | 51 | 18 | 316 | 641 | -325 |
| 2019-2020 | 4 | 3 | 1 | 121 | 91 | 6 | 9 | 227 | 214 | 13 |
| 2020-2021 | 9 | 8 | 1 | 199 | 252 | 78 | 6 | 535 | 504 | 31 |
| 2021-2022 | 4 | 4 | 0 | 215 | 134 | 69 | 9 | 427 | 402 | 25 |
| Average | 6 | 5 | 0 | 185 | 152 | 47 | 9 | 393 | 404 | -11 |



Membership Composition June 2022 Cumulative



Gender Composition June 2022 Cumulative

